

2026

1:1 Student iPad Program Parent Information and Consultation

1:1 STUDENT
IPAD PROGRAM

OUR COMMUNITY CREATING FUTURES



Our Vision

- Our vision is to provide continuous learning opportunities that enrich our students' lives, not just in the immediate moment, but for their future too.
- Technology is our enabler in this vision.
- Our current students will leave their education and enter a workforce where currently, many professions do not yet exist. It is our responsibility to prepare our students and future proof their learning.



We use technology to:

Spark curiosity

Free the imagination

Inspire creativity


Engage in
diverse learning
opportunities

Encourage global and digital citizenship



What is 1 to 1 @CSSS?

- **Up until 2025:**
- Universal devices from Year 3 to Year 6
- Optional 1:1 devices in Year 2
- School devices only in Prep and Year 1.
- **From 2026:**
- Universal devices from Year 2 to Year 6
- School devices only in Prep and Year 1



What are the benefits of 1:1?

- 1:1 is a functional approach to learning and enables a different level of creativity
- Flexible learning spaces
- Real time learning where collaboration and feedback are immediate and critical
- Hands on learning through real time apps
- 24/7 ability to access
- Great opportunity to learn associated skills and appropriate etiquette - collaboration & feedback
- Workflow of apps that speak to each other



Click here to access a video that demonstrates some of the ways we use iPads in Year 2:

<https://www.youtube.com/watch?v=Wi7UxV16u58&t=31s>

Classroom Protocols

- iPads are ALWAYS cared for and treated with respect
- Devices are never shared
- Students use targeted apps and programmes during lessons- Teacher directed.
- iPads come to school fully charged and in their case.





Year 2 STEM Investigation Powerpoint



Year 2, Term 2, 2023
STEM Assessment Part B
Butterfly Investigation Presentation

- Digital presentation made by: *Van*
- Class: *2B*



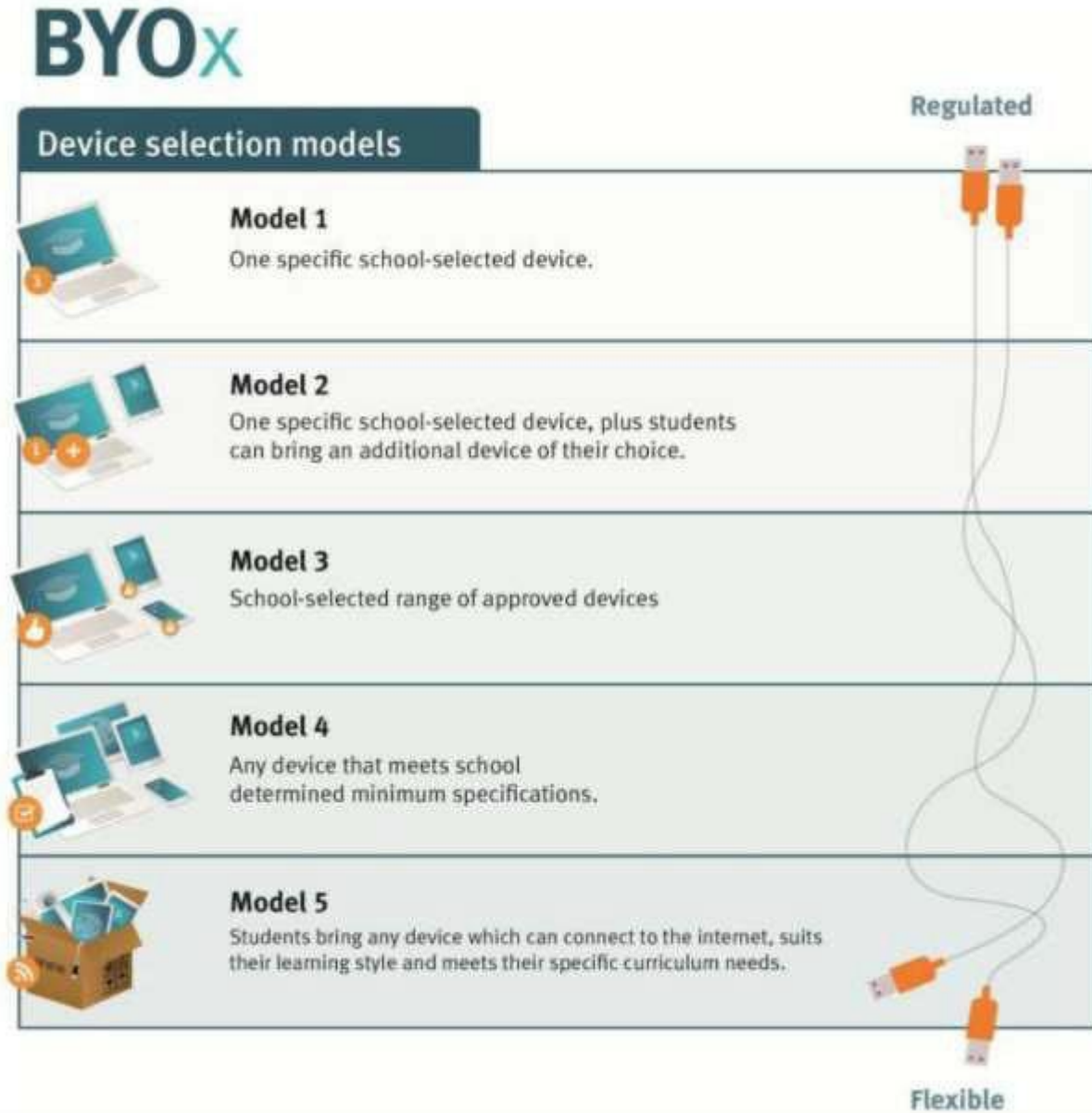


What is Coomera Springs Doing Differently?

- VPP (Volume Purchasing Program)
- inTune Apple Device Management
- COMP NOW Parent Portal
- Individualised student iPad bundles
- Ability to purchase from a supplier of your choice
(Device must meet the exact specifications of the program or it will not be accepted and enrolled)
- Relationship with APPLE Education



Our Model of Choice



Coomera Springs has adopted Model 3. We have specific devices that can be accepted into the program, with multiple purchasing options.



Parent Purchase Options

- Option 1 - Parent to purchase a device from a supplier their choice. The iPad must meet the exact specifications which can be seen on our website.
- Option 2 - CompNow Parent Portal



iPad Models for 2026?

- Our Purchasing options for 2026
1. **iPad 9th Gen model Wi-Fi (64GB)**. Bundles from ~\$550
 2. **iPad Air 5th Gen model Wi-Fi (64GB)**. Bundles from ~\$915
 3. **iPad Pro 11in 4th Gen model (128GB)** Bundles From ~\$1300

All iPads in the program must include:

- Glass screen protector
- Your choice of Protective case w/Keyboard

Optional:

- Insurance - 3 Yrs
- Stylus
- Carry Bag

comp
now
compnow.com.au



Can I use an iPad I already own for this 1:1 program?

- Yes, if it meets the exact specifications communicated by the school
 - Less than 2 years old (purchased new in 2024 or 2025)
 - Minimum 64 GB storage but recommend to have 128GB
 - Minimum screen size of 10"
 - Must be Apple iPad (not Samsung or other brand)
- Device must:
 - Have an AppleID setup
- Contact school IT to check if your device meets the criteria.

IT@CoomeraSpringsSS.eq.edu.au



What is inTune? –

- InTune is a leading device management solution for Mac, iPad, iPhone, and Apple TV.
- InTune secures and manages devices automatically across the entire school.
- Our IT Department uses inTune to manage all school applications, paid and unpaid.



inTune

Why do we use inTune as our Device management program?

- Device Enrolment can be done at home using student MIS login
- Department wide support
- Microsoft Office integration



Can I still use the iPad in Home Environment?

- **Yes**, with a family created Apple ID you can continue to utilise the iPad in a traditional manner at home (No functionality will be impeded on the student's iPad whilst at home)
- You will still be able to Sync Pictures, Music, Apps, Videos from iTunes on your own home PC or MacBook



What technical support will be available to students in school?

- Technical support will be offered if needed for initial connection to our school network and a level of support will be offered in class when requested by a Teacher.
- A step-by-step guide **will be** available on our website on how to enroll your iPad. This can be completed at school or at home.



How will the BYOD Program be different in 2026?

- In 2026, Coomera Springs will be expanding our Universal device approach to 1:1 Learning.
- This means that every student from Year 2 and above will be expected to utilise an iPad during class time for specific learning activities.
- This approach aligns to Version 9 of the Australian Curriculum which embeds digital pedagogy in every KLA.
- Students who have their own device will have **greater access** to technology and flexible learning styles and spaces. Students are strongly encouraged to purchase their own device for use at school.



Australian Curriculum Version 9



General Capabilities – Digital Literacy

- Create, manage, communicate and investigate data, information and ideas, and solve problems.
- Students to work collaboratively at school and in their lives beyond school.
- Students critically identify, select and use digital devices or systems
- Students adapt to new ways of doing things as technologies evolve, and protect the safety of themselves and others in digital environments.



Will my child be disadvantaged if I don't join the program?

- No. All students in each class still access the Australian Curriculum appropriate for their year level.
- Students with iPads will have more flexibility to learn in different ways and demonstrate their knowledge in a way that best showcases their true capability.
- All students will still access modern and well-maintained technology.
- BYOD is simply another way of engaging students within a dynamic and interactive learning environment.
- All of our teachers at Coomera Springs run highly organised and efficient classrooms, regardless of whether 1:1 or not.



Student access to iPad options

- Purchase device outright from preferred supplier
- Payment plan from provider of choice
 - e.g. CompNow payment plan is \$4.88/week for 36 months
- Rent to own



Parent Responsibilities

- Parents can link credit card information but it is not required
- The created Apple ID Security Questions & Answers must be stored in a safe/secure location
- All devices will stay in their protective case whilst in transit to and from school
- We also strongly recommend that students have a school bag which is suitable for transporting the device safely.
- Please ensure both you and your child knows their iPad passcode.



What about security, theft and damage to the device?

- Devices will be the responsibility of the student while at school.
- Devices will be stored in classrooms during class time and at break time.
- Students will be educated in the proper care and appropriate use of their device.
- If in the event of Theft, parents/guardians must file a police report and inform the school of the incident ASAP.



What happens if a student uses a device inappropriately?

- The school's acceptable use agreement highlights the Acceptable Use and Behaviour Policy which outlines the consequences for inappropriate use of devices and network.
- Students and their parents will be required to sign agreements that these policies will be adhered to and that consequences of policy breaches are understood before network access is provided.
- These documents are available on our website for 2026.



What filtering will be provided when students connect their BYOD?

Within School Grounds

- The standard filter which is currently provided on the school network will apply to student owned devices as long as they connect to the school network in line with our schools BYOD and ICT agreements.
- Students are not permitted to connect to any other network whilst at school (including 4G/5G).

Outside of School Grounds

- Private internet connection can be used



How will devices be connected to the school network?

- Students will be provided with wireless access on the BYOD network after the BYOD parental permission has been signed and returned.
- Once signed and returned the iPad can be setup using the enrolment guide on our website from school or at home.
- Coomera Springs State School will provide technical support to ensure that students can access our secured wireless network.

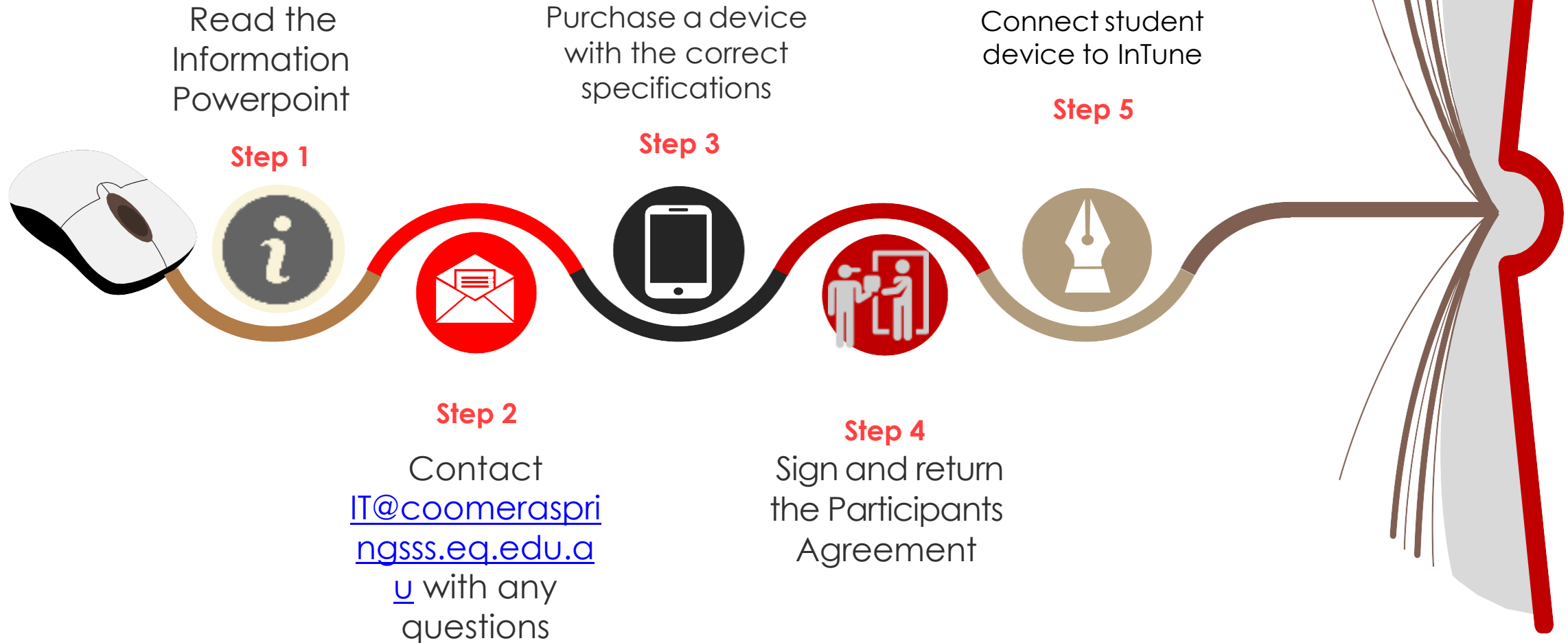


What training will be provided for students?

- As part of the introduction of a 1:1 program students will undergo class training on Acceptable Use as well being educated in CyberSafety.
- Students will also receive an education; health and safety when using electronic devices, Cyberbullying and Cybersafety, plus anything else which the school deems appropriate.
- File management tips and techniques are also delivered to students, ensuring best use of our digital storage solutions.



1:1 Student iPad Program Entry Process for 2026



Important Points

- Please read the device requirements to ensure the device you have will be suitable for our program.
- Prep and Year 1 students DO NOT need an iPad – they will only use devices provided by the school.
- iPads do not replace pencil and paper – CSSS has a renewed focus on Handwriting in particular.
- The Participants Agreement is on the website. Is being updated for 2026. This must be signed and returned to IT@coomer Springs.sss.eq.edu.au before your

child's device can be connected.



Questions?

Email: graff1@eq.edu.au - for curriculum or learning related questions

Email: IT@coomeraspringss.eq.edu.au - for technical or device related questions

